



UNIVERSITY *of*
ST. AUGUSTINE *for*
HEALTH SCIENCES

EMERGENCY OPERATIONS PLAN

San Marcos Campus

St. Augustine Campus

Austin Campus

Miami Campus

Dallas Campus

I. EMERGENCY OPERATIONS PLAN OVERVIEW.....3

II. CAMPUS OVERVIEW3

 A. San Marcos, California Campus.....3

 B. St. Augustine, Florida Campus.....3

 C. Miami (Coral Gables), Florida Campus3

 D. Austin, Texas Campus.....4

 E. Dallas, Texas Campus4

III. ROLES AND RESPONSIBILITIES4

 A. Campus Response Team.....4

 B. Emergency Management Team.....5

 C. Safety and Security Committee5

IV. EMERGENCY PREPAREDNESS.....5

 A. Security and Safety.....5

 B. Emergency Notification System.....6

 C. Procedure for Testing Emergency Responses and Evacuation Procedures8

V. EMERGENCY PROCEDURES.....8

 A. Timely Warnings8

 B. Evacuation Procedures9

 C. Weather-related events and natural disasters.....9

 1. Advanced Warning, such as a tornado or hurricane watch:..... 10

 2. Sudden Onset (Imminent Threat)..... 10

 D. Hazards and Threats11

 E. Criminal Incidents13

 F. Other Emergencies15

APPENDIX A: Emergency Drill Maps18

I. EMERGENCY OPERATIONS PLAN OVERVIEW

The University of St. Augustine for Health Sciences (“USAHS,” “University”) is committed to supporting the welfare of its students, faculty, staff, and visitors. Preparing an Emergency Operations Plan (“Plan”) and allocating resources to respond to possible emergencies is one way in which USAHS offers this support. The Plan was developed by USAHS’ Safety and Security Committee, in conjunction with key stakeholders. The stated purpose of this Plan is to aid the University in attaining a state of preparedness that will promote sound, orderly procedures for emergency situations and provide robust communication protocols.

The Plan is fashioned in accordance with appropriate laws, regulations and policies that govern crisis/emergency preparedness. A crisis may be sudden and unforeseen, or there may be varying periods of warning. This Plan is intended to be sufficiently flexible to accommodate contingencies of all types, magnitudes, and duration.

II. CAMPUS OVERVIEW

A. San Marcos, California Campus

The University’s San Marcos, California, campus and administrative headquarters is located at 700 Windy Point Drive, San Marcos, California 92069. The California campus location is composed of three buildings, housing over 76,000 square feet of laboratories, classrooms, a library, a center for innovative clinical practice, and student areas. The California campus is open from 6:30 a.m. to 10:30 p.m., seven days a week, excluding holidays and trimester breaks (these dates can be located on the Academic Calendar). Administrative offices are open from 8:00 a.m. to 5:00 p.m., Monday through Friday. Security guards are available from 6:30 a.m. to 10:30 p.m., seven days a week, and can be reached at (760) 407-4263.

B. St. Augustine, Florida Campus

The University’s St. Augustine, Florida, campus is located at 1 University Blvd, St. Augustine, Florida 32086 on a 26-acre site. The academic building houses classrooms, laboratories, a library, and clinics. An administrative building houses student services and offices for faculty and staff as well as a center for innovative clinical practice. The St. Augustine campus is open from 6:30 a.m. to 10:30 p.m., seven days a week, excluding holidays and trimester breaks (these dates can be located on the Academic Calendar). Administrative offices are open from 8:00 a.m. to 5:00 p.m., Monday through Friday. Security guards are available from 6:30 a.m. to 10:30 p.m., seven days a week, and can be reached at (904) 439-3814.

C. Miami (Coral Gables), Florida Campus

The University’s Miami, Florida, campus is located at 800 S. Douglas Road Suite 149, Coral Gables, Florida 33134 at Douglas Entrance Office Park. The Miami campus is in a well-appointed, upscale office complex that is in close proximity to downtown Miami, retail, airport, housing, and other amenities. The facility features administrative offices, classrooms, labs, a wet lab, ADL, CICP, learning studio, research, library, testing rooms, study spaces, and a student lounge. The Miami campus is open from 6:30 a.m. to 10:30 p.m., seven days a week, excluding holidays and trimester

breaks (these dates can be located on the Academic Calendar). Administrative offices are open from 8:00 a.m. to 5:00 p.m., Monday through Friday. Security guards are available from 6:30 a.m. to 10:30 p.m., seven days a week, and can be reached at (786) 858-6785.

D. Austin, Texas Campus

The University's Austin, Texas, campus is located at 5401 La Crosse Ave., Austin, Texas 78739. The campus consists of three buildings, including administrative offices, a library, laboratories, collaborative learning spaces, student lounge, rehabilitation clinic and a center for innovative clinical practice. The Austin campus is open from 6:30 a.m. to 10:30 p.m., seven days a week, excluding holidays and trimester breaks (these dates can be located on the Academic Calendar). Administrative offices are open from 8:00 a.m. to 5:00 p.m., Monday through Friday. Security guards are available from 6:30 a.m. to 10:30 p.m., seven days a week, and can be reached at (512) 565-3658.

E. Dallas, Texas Campus

The University's Dallas, Texas, campus is located at 5010 Riverside Drive, Irving, Texas 75039. Only 11 miles from downtown Dallas and 10 miles from the Dallas-Fort Worth Airport, the Dallas campus is centrally located in an office complex called Riverside Commons and features administrative offices, state-of-the-art classrooms, dry labs, ADL, library, testing rooms, study spaces, and a student lounge. Students may access campus buildings from 6:30 a.m. to 10:30 p.m. Central Time, except during holidays and term breaks as defined in the Academic Calendar. Business offices are open from 8:00 a.m. to 5:00 p.m. Central Time. Security guards are available from 6:30 a.m. to 10:30 p.m., seven days a week, and can be reached at (469) 594-0066.

III. ROLES AND RESPONSIBILITIES

A. Campus Response Team

Each campus has a local Campus Response Team ("CRT"), consisting of designated faculty and/or staff members who are based from the local campus. The CRT is the team responsible for initiating the Emergency Operations Plan for the campus where they are based. The CRT will be those who make decisions and take any action required during the initial stages of the incident. This is essentially the first response team, responsible for preparing the campus' responses to potential threats or hazards. Their responsibilities include, but are not limited to:

- Monitoring potentially hazardous weather conditions, in conjunction with the Campus Director
- Contacting 911 in the case of an emergency
- Conducting training and drills on the campus' quick action emergency response protocols
- Working with the USAHS Safety and Security Committee to help identify and mitigate any vulnerabilities that could impact the safety or security of the campus' operations
- Initiating the local Emergency Notification System
- Implementing the Plan in the case of an actual emergency

- Communicating with the Emergency Management Team (“EMT”) and Executive team members, as needed

B. Emergency Management Team

The Emergency Management Team consists of members of the University Executive team (or his/her designee), including the Chief Executive Officer and Chancellor, University President, Chief Financial Officer, Senior Vice President of Compliance and General Counsel, Chief Marketing Officer, Chief Experience Officer, Vice President of Student Operations, Vice President of Human Resources, Chief Information Officer, Executive Director of Facilities and Operations, Director of Safety and Security, Director of University Communications and, based on the incident location, the Campus Director and other relevant personnel. Depending on the level of severity of the incident, members of the EMT may convene to manage the response and will act as the highest level of authority during an emergency.

All news media notifications and interactions are the responsibility of the Chief Marketing Officer, or his/her designee, under the guidance of the EMT, who should be contacted immediately in the event of any direct inquiry made by a member of the media. Only the Chief Marketing Officer, or his/her designee, should serve as the University spokesperson. Please see Appendix A for additional information on all communications protocols.

C. Safety and Security Committee

The Safety and Security Committee consists of members from the Facilities team, Legal and Compliance, Human Resources, Student Affairs, and other internal teams. The Safety and Security Committee is responsible for the development, initial approval and periodic revision of the Plan and safety initiatives. Additionally, they may be consulted during an actual emergency event.

IV. EMERGENCY PREPAREDNESS

A. Security and Safety

There are various categories of incidents representing the risks and vulnerabilities that the Plan is designed to address. Emergency situations involving a threat to life or property should be reported to the police (911) and communicated immediately thereafter to the University by calling campus security at the numbers listed in the Campus Overview, or 833-266-4357.

In the event of an emergency, official information will be available on the website www.usa.edu and the toll-free phone number 833-266-4357. These sources provide complete and accurate information throughout a campus closure. The local news media may be utilized to disseminate emergency information to members of the larger community, including neighbors, parents and other interested parties.

Certain safeguards are in place to ensure as safe of an environment as possible. These safety features include the following:

- In case of an emergency, all members of the campus community will be notified via the emergency communication system.

- Exterior building doors are locked, and access is available only to those with appropriate card access.
- Talk-A-Phones are located throughout the parking lots and University grounds with emergency phones at the San Marcos, California, Austin, Texas, and St. Augustine, Florida campuses.
- A security guard is available on each campus, including designated weekends when the campus is open for student access. Refer to the section above (“Campus Overview”) for further details
- All faculty, staff, and students are expected to wear ID badges at all times.
- All visitors must report to the administration building (or the security guard desk if after hours) for permission to enter the campus, to receive a visitor’s badge, and to be escorted as appropriate by a campus employee/security guard.
- Emergency contacts and evacuation plans are posted in all classrooms and student/employee meeting areas. Telephones are available in all classrooms.

To ensure student safety on campus, the campus community should be personally responsible by:

- being alert to unsafe situations and reporting them immediately to University employees;
- keeping the exterior doors closed and/or locked (do not prop doors open);
- not allowing non-University individuals to enter the building when entering or exiting;
- reporting lost/stolen card access ID badges immediately to the University receptionist;
- not walking to cars alone after dark; using the buddy system, especially when a student feels his or her personal safety may be threatened. Students should not enter any situation or location where they feel threatened or unsafe; and
- not leaving valuables in plain sight in vehicles. Students should lock these items in the trunk or remove them.

B. Emergency Notification System

As soon as USAHS has confirmed that a significant emergency or dangerous situation exists, the safety of the campus community will be taken into account, a determination of what information to release about the situation will be made, and the notification process will be initiated. USAHS will not immediately issue a notification for a confirmed emergency or dangerous situation only if doing so would compromise efforts to assist the victim, contain or respond to the emergency, or otherwise mitigate the emergency.

The emergency notification system makes use of three applications: SchoolMessenger, Informacast Advanced Fusion, and InformaCast Mobile. Informacast Mobile is capable of sending alert messages to each enrolled device (PC or Mobile Phone) and push audio broadcasts to every phone on campus.

SchoolMessenger allows USAHS to communicate with faculty, staff and students in the following ways:

1. Mobile phone text message

2. Automated audio message to all student, faculty and staff mobile phones
3. HTML e-mail to all students, faculty and staff
4. Plain text e-mail to all students, faculty and staff

It is critical that members of the campus community provide accurate contact information in applicable systems to ensure communications are received in the event of an emergency. All USAHS students are to provide emergency contact information either on the Student Services portal or to the student services office and are asked to provide an update any time there is a change. Additionally, employees are to provide contact information in the employee portal and are asked to update information any time there is a change.

InformaCast has an add-in called DialCast which integrates with SchoolMessenger. DialCast allows users on campus to lift the handset and dial an emergency code that will initiate all of the communication methods mentioned above simultaneously. This allows USAHS to reach everyone in a matter of seconds to minutes. It will also sound an alert over the speakers of every phone on-campus indicating the emergency. The Emergency Alert System (EAS) can be activated using any office phone (land line) on the campus. To activate the campus EAS, follow this procedure:

1. Identify which EAS message needs to be disseminated and the code needed for that purpose (see chart below)
2. Dial the emergency code from any campus phone
3. Enter 3012# authorization code and hang up

EMERGENCY TYPE	EMERGENCY CODE
Campus Lockdown – Shelter in a secure location until further notice	8200
Bomb Threat – Evacuate Campus Immediately	8201
Fire – Evacuate Campus Immediately	8202
Hazardous Material Leakage – Evacuate Campus Immediately	8203
Severe Weather Alert – please take caution and check email for more information regarding severe weather in our area	8205
Tornado Warning – Immediately move to “Area of Refuge” and remain until given the all-clear	8206
Tornado Watch – Local authorities have issued a tornado watch for our area. Please take note of the nearest ‘Area of Refuge’ and be alert for warnings	8207
ALL CLEAR	8210

Emergency Phones are located on the San Marcos, California, Austin, Texas, and St. Augustine, Florida campuses. In the event of an emergency, press the button on the Emergency Phone to notify 911 with the nature of the emergency.

C. Procedure for Testing Emergency Responses and Evacuation Procedures

The University will test its emergency communications systems at least once per calendar year. Additionally, the Campus Response Team will conduct at least one emergency response drill on an annual basis at the applicable campus. The purpose of the drill is to prepare the campus community for an organized evacuation in case of an actual emergency. During the drill, members of the campus community practice drill procedures and familiarize themselves with the locations of emergency exits, fire extinguishers, Automated External Defibrillators (AEDs), and expected behaviors in the case of an emergency. Additionally, the Emergency Notification System is tested on a local campus level.

Each group and department's performance during implementation of the plan is evaluated, documented and reported to the Safety and Security Committee. The Safety and Security Committee is responsible for the initial approval and periodic revision of the Plan based on findings critiqued from the disaster drills.

V. EMERGENCY PROCEDURES

A. Timely Warnings

In the event that a situation arises, either on- or off-campus, that, in the judgment of USAHS leadership constitutes an ongoing or continuing threat, a campus-wide "timely warning" will be issued. The warning will be issued through the emergency notification software, SchoolMessenger, which sends messages to cell phones, home phones and email to students, faculty, and staff.

Depending on the particular circumstances of the crime, especially in all situations that could pose an immediate threat to the community and individuals, a notice may also be posted on the USAHS website, providing the college campus community with more immediate notification. The website is immediately accessible via computer by all faculty, staff and students.

The decision to issue an alert is made, without delay, on a case-by-case basis in consideration of all the factors surrounding an incident. These factors include, but are not limited to, the nature of the crime, the nature of a continuing threat to the campus community, whether a report of the crime is received in a timely manner and mitigating any risk of compromising law enforcement efforts.

Anyone with information warranting a timely warning should report the circumstances to the following:

- **Miami, FL:** Interim Campus Director, Gabe Somarriba at 786-725-4010
- **Saint Augustine, FL:** Campus Director, Lori Hankins at 904-770-3503
- **Austin, TX:** Campus Director, Mary Zadnik, 737-202-3336
- **San Marcos, CA:** Campus Director, Julie Gonick at 760-410-5381
- **Dallas, TX:** Campus Director, Ashley Meaux at 469-498-5780

If you're unable to reach the Campus Director, please contact Rudy Estrada, Director of Safety and Security, at (737) 264-4795.

B. Evacuation Procedures

In the event of an actual emergency and the need for evacuation, faculty should ensure that their class/lab students evacuate the building, while staff members are responsible for checking that the individuals in their immediate area/vicinity also evacuate the building. Faculty and staff should request assistance for those who have a disability that prevents them from being able to safely evacuate on their own.

C. Weather-related events and natural disasters

Each campus location has a designated administrator, typically the Campus Director or local facilities staff, who is responsible for monitoring severe weather threats in the area; notification of those threats come from the National Weather Service (NWS), as well as other sources. There are two types of weather-related emergencies: those with advanced warning, and sudden-onset occurrences that represent an imminent threat. If a Watch or Warning is issued, the Campus Director, CRT, and Director of Safety and Security will meet to assess current weather information and to recommend action, if necessary. Although the CRT is responsible for monitoring inclement weather or other natural disasters, they will communicate with the Emergency Management Team on necessary steps, including the potential for campus closure and evacuation.

Hurricane

The hurricane season is June 1 through November 30. A Hurricane Watch means that a hurricane is a threat, and it is necessary to listen to weather advisories, prepare for a hurricane and prepare to take action. A Hurricane Warning means that a hurricane with winds of at least 74 mph is expected to hit the area within 48 hours.

Earthquake

California is known as an earthquake-prone state, although other campus locations could also encounter such an event. As an earthquake is generally a sudden-onset occurrence, refer to the section “Sudden Onset (Imminent Threat)” for appropriate procedures.

Tornado

Under a tornado warning, employees and students are encouraged to proceed to designated safe area or to proceed to interior hallway, stairways, or other interior rooms, avoiding windows and open areas. Stay out of the elevator. If you are outside, try to get inside a building as quickly as possible. Individuals should remain in these safe locations until notification is given that the threat has passed.

Other weather-related emergencies

Many of our campus locations could also encounter other types of weather-related emergencies, including flash flooding, severe thunderstorms, wildfires, winter weather, and other events. It is important that students, faculty and staff stay aware of and be prepared for any dangerous conditions. In the case of those events where advanced warning is provided, there are specific procedures in place to assist in keeping our campus community safe.

1. Advanced Warning, such as a tornado or hurricane watch:

The Campus Director (or his/her designee), in conjunction with the CRT and Director of Safety and Security, will closely monitor severe weather threats in the area. If the Campus Director, Director of Safety and Security, and CRT believe the situation warrants communication to the campus community and/or activation of the Emergency Operations Plan, the following steps will be taken:

- The Director of University Communications will draft and deploy notification via appropriate channels
- The Executive Director of Facilities alerts the CEO and Emergency Management Team to be on stand-by for a potential weather threat to a campus location
- Once the threat has passed, the Campus Director or his/her designee will deploy an “all clear” message via the same channels used to notify the campus community of the threat.
- If the weather event escalates, or is likely to escalate, to an imminent threat level, the CRT and EMT will follow the steps outlined in that section

Additionally, faculty, staff and students should disconnect as much electrical equipment as possible, making sure current work is saved. Close all doors and windows and secure any outdoor objects that might float or be blown away.

2. Sudden Onset (Imminent Threat)

Sudden Onset (Imminent Threat) events include tornado warnings, hurricane evacuation orders, earthquake in progress, or other natural events requiring a quick action emergency response, such as evacuation or sheltering in place. The following steps will be taken in these instances:

- a. The Campus Director or designee immediately activates the campus Emergency Alert System (EAS) and follows the Emergency Operations Plan based on the emergency, engaging the Campus Response Team and faculty and staff in assisting with campus evacuation or sheltering in an Area of Refuge.
- b. The Campus Director or designee notifies the Director of University Communications, Chief Marketing Officer, and EMT as soon as possible.
- c. The Director of University Communications will engage SchoolMessenger and other internal channels to disseminate any additional information or updates.
- d. Facilities will notify the CEO and mobilize the CRT, and if necessary, establish an Emergency Control Center (ECC) to manage the situation once immediate threat has passed and the situation stabilized.
- e. The CRT will manage post-disaster recovery, including People Accountability Protocol to account for all people known to be on campus at the time of the event.
- f. The EMT determines further communication updates necessary, which could include:
 1. Situation updates via internal channels to students, faculty and staff (managed by Director of University Communications)
 2. Coordination of communication to external stakeholders, including news media (managed by Chief Marketing Officer or his/her designee).

Upon return to campus, be careful of downed power lines and notify administration of any existing problems immediately.

D. Hazards and Threats

Bomb Threat

Fortunately, the vast majority of bomb threats are false alarms. Unfortunately, it is difficult to differentiate false alarms from genuine threats.

If students, staff or faculty believe they have received a letter/parcel bomb, no one should be allowed to handle the letter or package. Campus security and local police should be notified, as well as a member of the CRT, Director of Safety and Security, and/or the Campus Director or designee. The Campus Director, Director of Safety and Security and CRT will work closely with authorities to monitor the situation and provide updates as needed.

If you receive a telephone bomb threat:

- Obtain as much information as possible from the caller. **YOU SHOULD WRITE OUT THE MESSAGE EXACTLY AS RECEIVED FROM THE CALLER.**
- Keep the caller on the phone as long as possible, and have someone notify the police and Campus Director as soon as possible
- Attempt to learn the following:
 - When is the bomb set to go off?
 - Where is the bomb located?
 - What is the explosive and what does it look like?
 - Did you place the bomb?
 - Pay attention to what the voice sounds like (man, woman, child, accent, etc.) and if there are any sounds in the background.

CALMLY notify others in your area.

Accidents and Hazardous Materials

Report all accidents, suspected fire hazards, injuries, and exposures to hazardous substances. Employees should report to their supervisor, who should then notify the Campus Director. Students should report to their instructor, who will also notify the Campus Director. All classrooms and labs have telephones. Use common sense to call 911 in an emergency.

If you suspect a dangerous leak or spill:

- Notify the supervisor, instructor, and/or Campus Director or designee as soon as possible. Use common sense to call 911 in an emergency. Provide as much information as possible on the source, amount, and extent of the material spill or release.
- Close off the affected area.
- If you remain in the building, move away from the affected area and have everyone breathe through wet paper towels.
- If you evacuate, go to an outside area upwind of the source.
- If medical treatment is provided, give information about the incident to medical personnel.

The Campus Director or designee and Campus Response Team will initiate evacuation procedures, if necessary, and work with local authorities responding to a leak or spill. The EMT will be notified, and if communications are required, the Director of University Communications and the Chief Marketing Officer, or his/her designee, will assist in preparing those.

Fires

If you hear a FIRE ALARM:

- EVACUATE and call police and/or the local fire department
- Close door against fire
- Do NOT use elevators.
- Use fire exit stairwells.
- CALMLY evacuate to your designated exterior Rally Point.

If you discover a FIRE:

- Attempt to put out first stage fires (i.e., trashcan) if you feel you can do so safely. If you have any doubts about your ability to extinguish the fire, call 911 and leave the area.
- Activate the nearest fire alarm
- Notify Campus Security and the Campus Director
- Notify others in your area.
- Leave building quickly, using stairs.
- CALMLY evacuate to your designated exterior Rally Point.

The Campus Director and CRT will announce any needed evacuations through the emergency notification system and communicate with first responders and the Emergency Management Team in the event of an actual fire. Once it is safe to return to the building, notification will be sent through the emergency notification system at the direction of the Campus Director, CRT and/or their designees.

Gas Leaks

If you detect natural gas, fumes or vapors:

- Do not pull fire alarms
- Do not touch electrical outlets, equipment or light switches
- Call the police and/or the local fire department and notify the Campus Director or designee
- Clear the area immediately if instructed to do so
- Provide your exact location and the location of the odor, as well as any other pertinent details

The Campus Director, Director of Safety and Security, and CRT will announce any needed evacuations through the emergency notification system and communicate with first responders and the Emergency Management Team in the event of an actual leak. Once it is safe to return to the

building, notification will be sent through the emergency notification system at the direction of the Campus Director, Director of Safety and Security, CRT, and/or their designees.

E. Criminal Incidents

In the event of a crime or potential crime occurring on campus, the Campus Director, Director of Safety and Security, and CRT (or their designees) are responsible for working with local law enforcement to manage the situation. The CRT will work in conjunction with the Emergency Management Team on key decisions that may need to be made.

Active Assailant

An active assailant is a person who appears to be actively engaged in killing or attempting to kill people; in most cases, active assailants use firearm(s), however, knives, vehicles, and/or other deadly weapons could also be used, and there is no pattern or method of their selection of victims. These situations are dynamic and evolve rapidly, demanding immediate deployment of law enforcement resources to stop the assailant and mitigate harm to victims.

- **If an active assailant is outside your building:**
 - Proceed to a room that can be locked; close and lock all doors and turn off all the lights.
 - Get everyone down on the floor so that no one is visible from outside the room.
 - Call 911 to inform a dispatcher of what is happening and your location.
 - Remain in place until the police or University personnel you know gives you the “all clear.” Unfamiliar voices may be the shooter attempting to lure victims from their safe place.
 - Do not respond to any voice commands until you can verify with certainty that they are being issued by a police officer or University personnel.
- **If an active assailant is in the same building with you:**
 - Determine if the room you are in can be locked and if so, follow the same procedure described in the previous paragraph.
 - If your room cannot be locked, determine if there is a nearby location that can be reached safely and secured, or if you can safely exit the building.
 - Call 911 and inform a dispatcher of what is happening and your location.
 - If you decide to move from your current location:
 - make sure you have an escape route and plan in mind
 - do not attempt to carry anything while fleeing
 - move quickly, keep your hands visible and follow the instructions of any police officer you may encounter
 - do not attempt to remove injured people; leave wounded victims where they are and notify authorities of their location as soon as possible
 - do not try to drive off campus until advised it is safe to do so by police or campus administrators
- **If an active assailant enters your classroom, lab or office:**
 - Try to remain calm

- Dial 911, if possible, and alert the police to the shooter's location; if you cannot speak, leave the line open so the dispatcher can listen to what's taking place
- If there is no opportunity for escape or hiding, as a last resort, it might be possible to negotiate with the shooter
- Attempting to overpower the shooter with force should be considered a very last resort, after all other options have been exhausted
- If the assailant leaves the area, proceed immediately to a safer place
- Do not touch anything that was in the vicinity of the shooter
- **What to expect from responding police officers:**
 - Police officers responding to an active assailant are trained to proceed immediately to the area in which the attack is occurring; their purpose is to stop the assault as quickly as possible.
 - First responding officers will normally be in teams of four; they may be dressed in regular patrol uniforms or they may be wearing external bulletproof vests, helmets and other tactical equipment.
 - They may be armed with rifles, handguns, pepper spray or tear gas to control the situation.
 - Remain calm and do as the officers tell you; do not be afraid of them.
 - Put down any bags you may be carrying; keep your hands visible at all times.
 - If you know the assailant's location, tell the officers.
 - First officers will not stop to aid injured people, rescue teams composed of other officers and emergency responders will follow the first officers into secured areas to treat and remove injured people.
 - Keep in mind that even once you have escaped to a safer location, the entire area is still a crime scene; police will not usually let anyone leave until the situation is fully under control and all witness have been identified and questioned.
 - Until you are released, remain at whatever assembly point authorities designate.

Armed/Disruptive Individual

If you witness an armed individual on campus at any time or an individual who is acting in a hostile or belligerent manner, immediately call 911, notify the Campus Director or designee (if possible), and move to a safe location.

- Stay calm, and provide information about your location, the suspect and any injuries.
- Stay on the phone until the dispatcher tells you to hang up.
- Alert others if you can do so safely.
- Stay in a safe place until you are notified that the emergency is over.
- Give the dispatcher the following information:
 - Building/site name and location.
 - Your name and phone number.
 - Exact location and number of shooters.
 - Description of assailant, type of weapon, number of hostages, if any.
 - Number and location of injured persons.

Assault/Sexual Assault

If assault or sexual assault occurs, call 911 and/or campus security immediately and administer first aid, if possible. For more information on procedures relating to incidents of sexual assault, please refer to the *Title IX Policy and Procedures* located on the USAHS [Safety and Security](#) webpage. Campus Security should notify the Campus Director, who, in turn, will communicate with the Campus Response Team and determine any next steps needed. If the situation constitutes an ongoing or continuing threat, a campus-wide “timely warning” will be issued. Refer to the section on Timely Warnings for additional details.

F. Other Emergencies**Medical Emergencies**

Should a medical emergency develop that requires immediate intervention by trained personnel, the following procedure should be followed:

- Call 911.
- Call a member of the Campus Response Team and/or Campus Security to report the nature of the emergency, location, name of the sick or injured person.
- Direct onlookers away from the area of the injured person. Clear area of any objects that might impede the rescue or interfere with emergency personnel.
- Remain with the victim. Do not move the victim unless there is immediate danger of further injury. Keep victim comfortable and warm.
- Designate someone to wait at the building entrance for medical personnel and direct them to the victim. If necessary, have an elevator waiting for the rescue team on the first floor.

Automatic Emergency defibrillators (AEDs) are available should CPR need to be initiated.

Transport of Injured Persons

In the case of minor injuries, students and employees who are injured while performing regular work-school participation activities will be transported to the closest hospital on the decision of a member of the CRT. This form of transportation may be by another student or with a USAHS faculty/staff member.

In the case of a major emergency or disaster, emergency responders will be responsible for transporting victims to the closest hospital emergency room and, if possible, be accompanied by a USAHS staff member.

Medicine, food, water, and other necessities will not routinely accompany students, faculty or staff being transferred to a medical facility. For patients transported by an emergency unit, the care of the patient will be transferred to the paramedic in charge; however, support will be available, if requested.

Death on campus

Below are the proper procedures if you witness a death on campus:

- Contact 911 immediately

- Notify Campus Security, and the Campus Director or designee
- Campus Security should clear any students and/or employees from the area and protect the scene from public access
- Campus Security, the Campus Director and CRT (or their designees) are responsible for maintaining security of the area and recording all activities until officers arrive
- Brief all authorities and emergency personnel who arrive on scene
- Campus Director shall notify Legal Department as soon as reasonably possible

Witnesses will be encouraged to speak to a local counselor and may be referred to the Employee Assistance Program/Compsych Guidance Resources. The Campus Director and CRT will notify the Emergency Management Team. Appropriate personnel will reach out to next-of-kin. If a statement needs to be made to media sources, the Chief Marketing Officer will provide such a statement.

Critical utility outages

In the case of a critical outage, notify the Facilities team and Campus Director. Provide your name, location and what areas are affected by the outage. Do not open temperature-sensitive areas. Evacuate only if instructed to do so by emergency personnel, the Campus Director, or other University personnel.

Infectious Disease Outbreak

In the case of an outbreak of a communicable disease(s), it is important that members of the campus community are ready to respond. Examples of communicable diseases include, but are not limited to, measles, norovirus, tuberculosis, Hepatitis A and B, SARS, the flu, and Coronavirus.

The CRT, in conjunction with the EMT, will monitor potential outbreaks in the community that could affect those on campus and determine if or when preventative or responsive actions may be necessary. If a student, faculty or staff member has contracted or believes he/she has contracted a communicable disease requiring isolation, he/she should leave campus immediately and seek medical care. We also request that you notify your program director and, in the case of employees, his/her immediate supervisor. If a student, faculty, or staff member believes someone else has contracted such a disease, he/she should notify either the Program Director or, in the case of an employee, his/her immediate supervisor. The Program Director and supervisor should immediately notify the Campus Director, who, in turn, will notify the CRT. As long as medical evidence indicates that the involved student or employee does not pose a risk, all reasonable accommodations will be made to permit the student or employee in question to continue his or her academic studies or return to work.

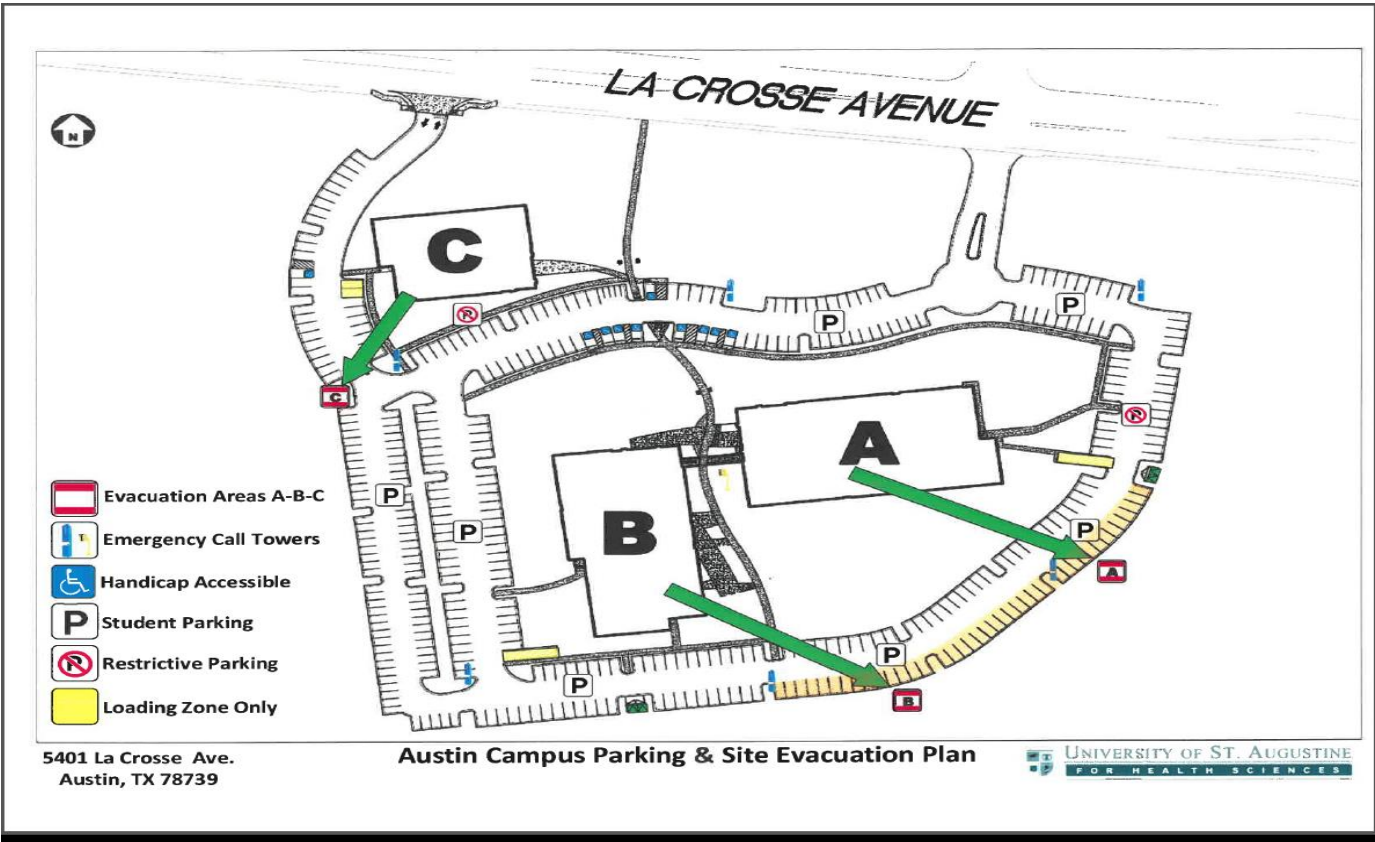
However, if the disease presents the risk of a potential outbreak or a serious threat to the health of the campus community, the CRT, Campus Director and EMT will closely monitor the situation and base decisions on established standards by local, state and/or national guidelines on the impact of the disease. This may include closing and disinfecting the campus, as well as notifying local health authorities. When faced with an actual or potential outbreak, local authorities may be required to

quarantine or otherwise control the spread of infection. Further, communications will be provided through the office of the Chief Experience Officer advising students, faculty and staff of the situation and information on the outbreak and steps they should take to protect themselves and others. Once the threat has been resolved, a communication will be provided advising the campus community when it is safe to return to the campus.

To mitigate the spread of infection, it is always important to stay away from campus when ill, wash hands, cover coughs and sneezes, not drink after others, and use common sense to prevent the spread of disease.

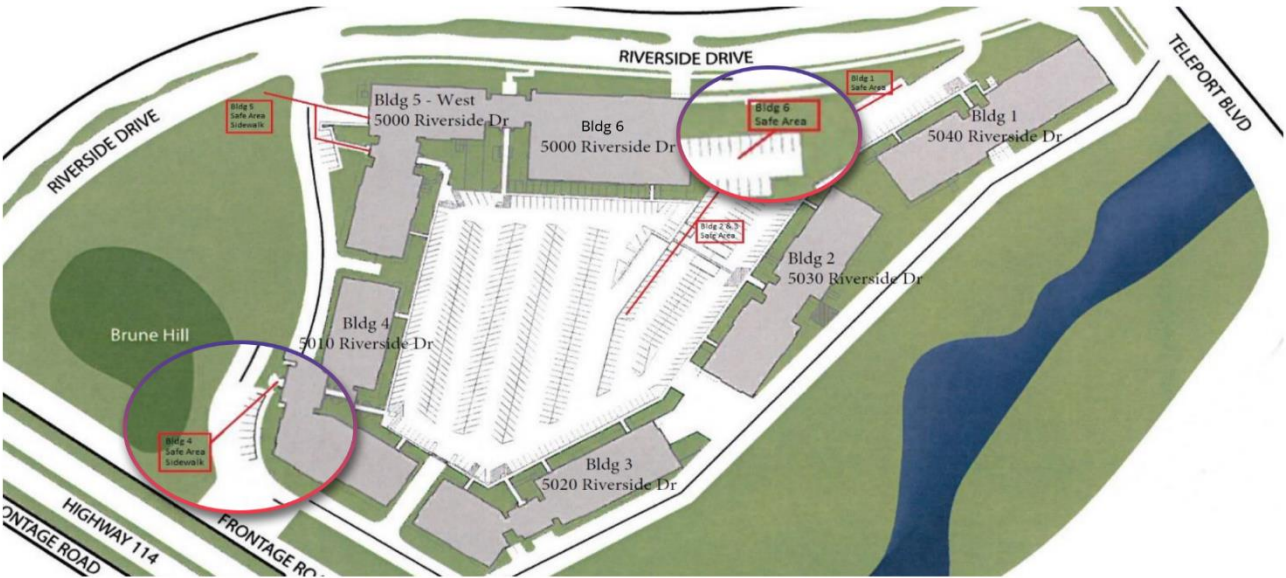
APPENDIX A: Emergency Drill Maps

Austin, Texas Emergency Gathering Locations



Dallas (Irving), Texas Emergency Gathering Locations

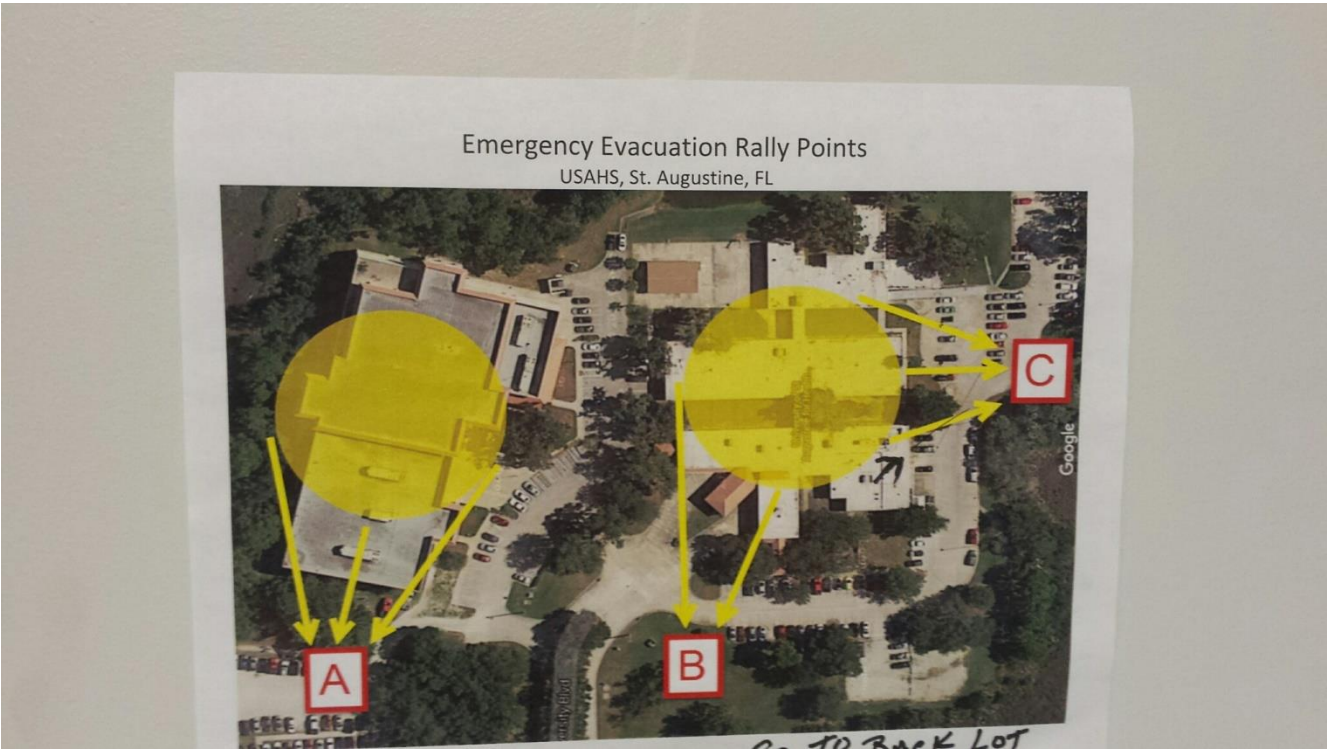
Dallas (Irving), Texas Emergency Gathering Locations



San Marcos, California Emergency Gathering Locations



St. Augustine, Florida Emergency Gathering Locations



Coral Gables (Miami), Florida Emergency Gathering Locations

